



18



8


2025 6

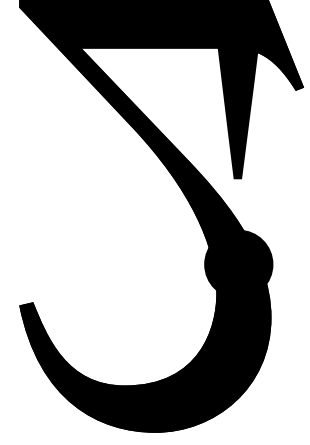
“ ”

2024

	4
	13
2024	15
	17
	22
	23
	25
	26
	27
	28
	29
	30
	31

Zhejiang Huayou Cobalt Co., Ltd





“ ”

$$I=B \times i$$

I

B

“ ” “ ”

i

1

2

A

A

/

80%

$Q=V/P$

V

P

1

130%

130%

2

3,000

$$IA = B \times i \times t / 365$$

IA

B

i

t



/

A

760,000.00

760,000.00

1	5 10	630,785.00	460,000.00



Ä
9, @đÿóĐ|â@ Ô


ê

12

夫

© 17


© 17 \$ B " V . QDE U
B P @ p . O V # , " @



15

4\$4£

•.€



2024 2023 2022

	6,094,556.37	6,630,404.75	6,303,378.55
	415,482.52	335,089.13	390,988.07
	379,509.21	309,283.08	399,658.80
	1,243,111.09	348,588.81	291,380.64
	13,659,139.43	12,552,027.73	11,059,241.87
	4,866,062.55	4,473,335.60	3,268,247.8

[2022]209

76,000,000

100

7,600,000,000.00

46,160,377.38

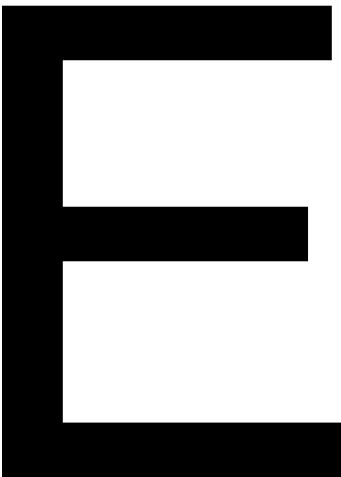
7,553,839,622.62

2022 3 2

[2022]72

2

‘L



2024

				755,383.96						114,152.91		
				171,000.00						666,410.34		
				22.50%								
				(1)		(2)	(3) (2)-(1)	% (4) (2)/(1)				
5												
10		460,000.00	289,000.00	289,000.00	21,188.82	244,271.98	-44,728.02	84.52	2024	3	3,648.8 2	[1]
5		100,000.00	100,000.00	100,000.00	-	100,055.20	55.20[2]	100.06	2022	11	7,290.2 6	[3]

									2023 3				
5		-	114,681.31	114,681.31	72,388.75	101,507.82	-13,173.49	88.51					
		-	56,318.69	56,318.69	20,575.34	20,575.34	-35,743.35	36.53	2024	12			
		200,000.00	200,000.00	200,000.00	-	200,000.00	-	100.00					
	-	760,000.00	760,000.00	760,000.00	114,152.91	666,410.34	-93,589.66	-	-	10,939.08	-	-	
					2024 4 18 10			5					
								2024 5		2025 6			
					2022 6 23 10			55,419.82		5		5	
								20,172.61		35,247.21			

	2023 3 17			
	280,000.00			12
	2024 3 14			280,000.00
	2024 3 18			
	150,000.00			12
	2024 12 31	74,200.00		
	2024 11 25			
	40,000.00			12
	2024 12 31			
		91,673.45		

[1]

[2]

55.20

[3]

				2022	2	24			
2023	2	24		2022	2	24	2023	2	23
							0.20%		
	100			0.20					
2024	2	26		2023	2	24	2024	2	23
							0.40%		
	100			0.40					
2025	2	24		2024	2	24	2025	2	23
							0.60%		
	100			0.60					

2022

2 24

2023 2 20

2023 2 24

2022 2 24

2023 2 23

2024 2 20

2024 2 26

2023 2 24

2024 2 23

2025 2 14

2024 2 24

2024 2 24

2025 2 23

2023 2024

--	--	--

%	64.38	64.36
	1.03	1.01
	0.70	0.68
	2.91	2.69

Wind

2024



¥

3.4

3.4

11

12

13

14

15

16

50%

50%


50%

17

18

19

20



2

23

24

25

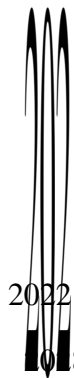
26

27

28

29

2024



2022

2

24

2028

2

23

2022

9

2

2022

8

2

23

84.58 /

2022 6 8

100.26 / 9

2022 7

84.58 /

84.24 /

2022

7 13

2022 9

84.24

/ 84.25 /

2022 9 8 10 11 12 13

2023 1

84.25

/ 84.26 /

2023 1 12

2023 1

84.26 /

84.19 /

2023 1 30

2023 3

84.19

/ 84.20 /

2023 3 28

(本页无正文，为中信证券股份有限公司盖章页)

《中信证券股份有限公司受托管理事务报告(2024年度)》之盖章页)

